

The Winning Force

**DURMA**

**MS** SERIES  
MECHANICAL SHEAR



- Hi-Speed
- Accurate
- Efficient
- Performance



# **DURMA** The Winning Force



As a total supplier for sheet metal manufacturing with almost 60 years of experience, Durma understands and recognizes the challenges, requirements and expectations of the industry. We strive to satisfy the ever higher demands of our customers by continuously improving our products and processes while researching and implementing the latest technologies.

In our three production plants with a total of 150.000 m<sup>2</sup>, we dedicate 1,000 employees to delivering high quality manufacturing solutions at the best performance-to-price ratio in the market.

From the innovations developed at our Research & Development Center to the technical support given by our worldwide distributors, we all have one common mission: to be your preferred partner.

Present Durmazlar machines with **DURMA** name to the world.

1  
High technology,  
modern production  
lines

2  
Top quality  
components

3  
High quality  
machines designed  
in R&D Centre

# The Winning Force

## Fast, Productive and Great Cuttings

High-tech MS Series provide excellent results in various types of works. MS Series enables you to achieve precision and perfect cuttings by entering all cutting values.

Efficiency, maximum safety and cutting precision are the features that differentiate MS Series

Easy to Use

Ergonomic

Efficient

Fast

Reliable Brand

# Advance Your Standards

## Precision and high quality cuttings

World standards equipped MS Series shears high-tech products offer you exact solutions.

Direct drive technology

Always precise cutting

Easy programming

Maximum speed and safety

Low power consumption



# Gain More Power

## High performance and innovative solutions

DURMA MS Series products provide a reliable, effective and economical solution. Knowledge, ability and experience has been the basis for the development of our mechanical and electronic drive components. Product performance and quality is never compromised while manufacturing MS Series

- Fast and high accuracy
- Secure movement
- Adjustable
- Crash proof
- Maintenance free



DURMA magnet brakes and clutch system is for your starting, stopping, positioning, controlling and regulating requirements.

Compact, high performance integral gear motors. Permanent magnet brakes and clutches for dry operation.

Backlash-free operation  
high torques at operating cycles  
Maintenance free



Adjustable Angle Stop 0-180°  
Finger Guard  
Ball Transfer Table  
Hold Downs with Rubber



Curtain Light Guards

## MS Series Technical Details

MS Series	Cutting Capacity	Cutting Length	Cutting Angle	Stroke / min.	Motor Power	Back Gauge Distance (Std.)	Table Width	Table Height	Height	Width	Length	Weight
	mm	mm		1/min.	kW	mm	mm	mm	mm	mm	mm	~kg
1303	3	1350	2° 30'	35	3	550	400	850	1260	1350	1900	1060
2003	3	2050	2° 12'	35	3	550	400	850	1260	1350	2600	1280
2525	2,5	2550	1° 40'	35	3	550	400	850	1260	1350	3100	1540
2004	4	2050	1° 30'	42	7,5	750	450	800	1350	2300	2700	2800
2504	4	2550	1° 30'	42	7,5	750	450	800	1350	2300	3200	3230
3004	4	3100	1° 30'	42	7,5	750	450	800	1350	2300	3700	3730

\*Capacity tested with St 37

## Standard & Optional Equipment

### Standard Equipments





- Heavy duty St44 Al steel construction & Stress reliever frame
- Easy blade gap adjustment (MS 2004, MS 2504, MS 3004)
- Finger protect
- Hold down with rubbers
- Manual back gauge (MS 1303, MS 2003, MS 2525)
- Motorized back gauge with ballscrew (MS 2004, MS 2504, MS 3004)
- Ball integrated front tables (MS 2004, MS 2504, MS 3004)
- Top blades with 2 sides, Bottom blades with 2 sides (MS 1303, MS 2003, MS 2525)
- Top blades with 2 sides, Bottom blades with 4 sides (MS 2004, MS 2504, MS 3004)

### Optional Equipments

- CE-Norm for EU
- NC Touchscreen control unit (D-Touch 7)
- Laser cutting line (MS 2004, MS 2504, MS 3004)
- Curtain light guards
- Special back gauge: Motorized back gauge with ballscrew (750 mm or 1000 mm)
- Pneumatic thin sheet support system
- Adjustable angle stop 0-180°
- Add. Support extra arms
- Special blades
- Overseas special packing

# D-Touch 7 Control Unit



-  Fast data entry
-  Easy connection USB port
-  Ethernet Rj-45 10/100M
-  Easy programming

Cuttings are easier with D-Touch 7

With easy to use interface D-Touch 7 enables perfect cutting in seconds by endless programming and material entrance feature.

- Wide, colored, touch-screen (LCD 7" 800x480)
- Quick data entry
- Easy connection
- USB input
- Ethernet: RJ-45 10/100M
- Windows CE Unlimited program and steps
- Unlimited material type



## Fast on Service and Spare Parts

DURMA provides the best level of service and spare parts with qualified personnel and spare parts in stock. Our experienced and professional service personnel are always ready at your service. Our professional training and application enriched courses will give you an advantage to use our machinery.



Consultancy



Spare Parts



R&D Center



After Sales Service



Service Agreements



Software



Training



Flexible Solution



FIBER LASER



PUNCH



PRESS BRAKE



VARIABLE RAKE SHEAR



PLASMA



L ANGLE PROCESSING CENTER



ROLL BENDING



PROFILE BENDING



IRON WORKER



POWER OPERATED SHEAR



BANDSAW



CORNER NOTCHER

# DURMA

Today, Tomorrow and Forever with You...

**MS** SERIES  
MECHANICAL SHEAR

Durmazlar Makina San. Tic. A.Ş. has right to change catalogue values and machine technical details without notice.

Durmazlar Makina San. ve Tic. A.Ş.  
OSB 75. Yıl Bulvarı Nilüfer-Bursa / Türkiye  
P: +90 224 219 18 00  
F: +90 224 242 75 80  
info@durmazlar.com.tr

[www.durmazlar.com.tr](http://www.durmazlar.com.tr)

