

Feed system MVL – simple, quick, uncomplicated

The CNC system of the MVL feed features quick adjustment and uncomplicated operation. Thanks to the easy, uncomplicated adjustment, the MVL feed enables extension of the semi-automatic machine to a fully automatic production unit.



Spring collet

The feed spring collet is equipped with hard-metal adapters enabling firm fixing of the material and guaranteed precision.



Simple adjustment

The material width can be adjusted effortlessly by means of a clamp lever and sliding pneumatic chucking jaw.



Well-arranged operation panel

The operation panel with two LED displays and a foil keyboard is suitably located in the ergonomic height.



Feed lengths

Name	Measuring length
MVL 3	3,000mm
MVL 4	4,000mm
MVL 5	5,000mm
MVL 6	6,000mm

Versatile for cost reduction

- Simple, well-arranged control panel and foil keyboard
- Pneumatic clamping unit with simple adjustment to the material width
- Spring collet with hard-metal adapters for lower wear and tear
- Magnetic measuring system along the entire feed length, with the accuracy of ± 0.2 mm
- Simple, easily comprehensible control system enabling saving of 99 programs
- Adjustable collet for longitudinal axis feed to adapt the roller bed distance from the saw
- Integrated calibration mode for quick additional calibration of the feed system
- Travel speed of 20 m/min. with run-up and braking ramp


Individual options

The MVL feed system is intended not only for band saws, but can also be used in various other systems, like drills, circular saws or presses. The feed system control is adapted so that it can effortlessly be connected to other control systems.



Measuring stop MNCA – High Tech for length measurement

The CNC-controlled measuring stop MNCA provides for fully comfortable additional measuring axe of the machine. The control enables programming of both absolute and chain dimensions, and features a program memory for 99 programs. The length is measured by means of a magnetic measuring system along the entire stop length with the precision of 0.1 mm.



Electronic free lift

The stop is equipped with electronic free lift equipment with the range of 20 mm. By means of the free lift upon pressing the button, you can prevent the material from jamming and thus protect the saw band against damage.



Swivel option

The stop arm can be adjusted individually to the saw band distance. Thanks to the dual guide, the angle precision is guaranteed according to the adjustment.



Well-arranged operation panel

The operation panel layout is simple and lucid. The operation is intentionally simple so that even untrained operators can easily operate the TNCA.

Feed lengths

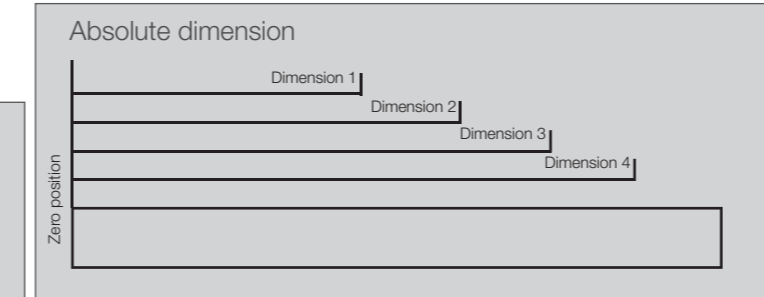
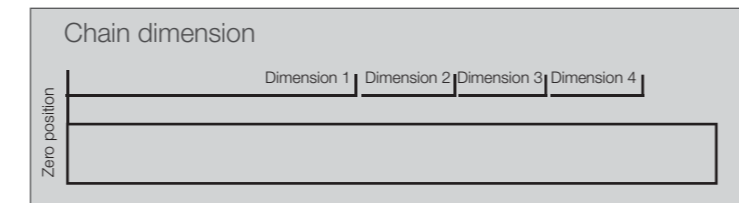
Name	Measuring length
MRA 3	3,000mm
MRA 4	4,000mm
MRA 5	5,000mm
MRA 6	6,000mm

Equipment as argument

- Simple, well-arranged control panel and foil keyboard
- Free lift equipment with the possibility of electronic connection to the saw for automatic lift after switching on the saw
- Swivel stop arm for easy material handling after cutting
- Adjustable stop arm for easy adaptation to the saw and roller bed
- Possibility of selection between absolute or chain dimension programming
- Precise measuring system along the entire stop length with the accuracy of 0.1 mm
- Simple uncomplicated installation, possibility of use with foreign products
- Integrated calibration mode for quick additional stop calibration
- Travel speed of 20 m/min. with run-up and braking ramp



Absolute and chain dimensions



System M230
System M330
System M430



HANDLING SYSTEM M





Handling **System M** – safe and stable

With the carrying capacity of up to 150 kg/m, ample equipment program and connecting parts for the BOMAR band saws, the M system is an ideal partner for handling the material in your workshop. Thanks to the initial lengths of 2 m and 3 m, the roller beds can flexibly be adapted to any environment.



Vertical rollers

In the case of an ideal location matching the stop axis of the saw back jaw, the vertical rollers provide for precise squareness, easier working procedures and safety of the operator as well as the persons near the equipment.



Connecting parts

An appropriately adapted connecting part, including all connecting places, is available for every band saw. The M system roller bed is primarily dimensioned for the Pulldwon, PractiX and Ergonomic saw models.

Measuring stop **MA** – Simple, quick, uncomplicated

With the carrying capacity of up to 150 kg/m, ample equipment program and connecting parts for the BOMAR band saws, the M system is an ideal partner for handling the material in your workshop. Thanks to the initial lengths of 2 m and 3 m, the roller beds can flexibly be adapted to any environment.



Measuring stop

Name	Measuring length
MA 2	2,000 mm
MA 3	3,000 mm
MA 4	4,000 mm
MA 5	5,000 mm
MA 6	6,000 mm

Adjustable vertical rollers

The vertical rollers are indispensable for layer or bundle cuts. In combination with fixed vertical rollers, the layer or bundle can be secured by means of the adjustable rollers, thus retaining its shape.




Adjustable

The supporting feet of the M roller beds are supplemented with an adjustable supporting foot in case they are located on an uneven surface.



Stop systems

Stop systems, from simple, comfortable manual length measuring units to modern, NC-controlled measuring devices, including a program memory.



Fully covering

Thanks to the M roller bed system design, the entire stowage space is covered, thus ensuring a safety standard for your enterprise.



Measuring scale

The measuring scale is located in a groove milled in a massive bar. The stop carriage is equipped with a pointer directly above the measuring tape.



Swivel and adjustable

For trouble-free pass of the material, the MA material stop is manually swivelled upward. The stop arm can be adjusted individually according to the saw band so that even the shortest lengths can be measured.



Individual use – extension and equipment

Ideally, every roller bed should be adapted to its use. By means of the M system extension and equipment, this can be done and realized any time without much effort thanks to mounting holes.

Measuring stop **MRA** – comfortable, digital

Without additional electric power supply, with a durable battery, the digital measuring stop MRA offers precision measurement along the entire length. The stop carriage is adjusted manually, and its position is shown on a digital display with the accuracy of 0.1 mm.




Measuring stop

Name	Measuring length
MRA 2	2,000 mm
MRA 3	3,000 mm
MRA 4	4,000 mm
MRA 5	5,000 mm
MRA 6	6,000 mm

Surface protection by means of **plastic rollers**

Roller beds and equipment with plastic rollers are available for every use of the M system roller beds for processing bars with sensitive surface. The plastic rollers enable delicate motion of the material over the roller bed.



They are particularly recommended for the **Aluminium** series circular saws.

Overview of **technical data**

Name	Width	Modules	Rollers	Rollers ø	Feet	Carrying capacity
M 230PR	230 mm	2,000 mm	7	60 mm	2	15 kg/m
	230 mm	3,000 mm	11	60 mm	2	15 kg/m
M 330PR	330 mm	2,000 mm	7	60 mm	2	15 kg/m
	330 mm	3,000 mm	11	60 mm	2	15 kg/m
M 430PR	430 mm	2,000 mm	7	60 mm	2	15 kg/m
	430 mm	3,000 mm	11	60 mm	2	15 kg/m

Overview of **technical data**

Name	Width	Modules	Rollers	Rollers ø	Feet	Carrying capacity
M 230	230 mm	2,000 mm	7	60 mm	2	150 kg/m
	230 mm	3,000 mm	11	60 mm	2	150 kg/m
M 330	330 mm	2,000 mm	7	60 mm	2	150 kg/m
	330 mm	3,000 mm	11	60 mm	2	150 kg/m
M 430	430 mm	2,000 mm	7	60 mm	2	150 kg/m
	430 mm	3,000 mm	11	60 mm	2	150 kg/m

Auxiliary feet

Time optimization by simple means – this is the auxiliary feet of the M system. Thanks to the storage width of 750 mm, enough material can be prepared for cutting and the cutting process shortened.



Additional supporting foot

The additional supporting foot can be mounted any time as additional reinforcement or upgrade of the basic connection version.



Series circular saws.

Stable, firm tubes from P are used as the rollers. Thanks to the properties of plastic tubes, even the delicate protection of the surface of soft materials is secured, such as aluminium, brass or bronze.



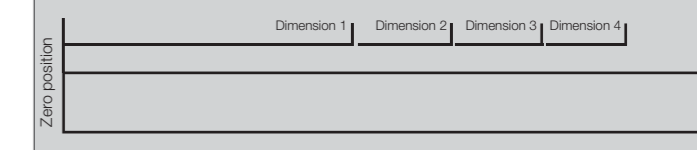
Digital display

The length display is located directly on the stop carriage and shows the accurate position in real time. The display system offers various options for adjustment and process optimization.

Absolute and chain dimensions

The digital display enables viewing of absolute and chain dimensions. The stop arm can be swivelled upward to enable passing of the material.

Chain dimension



Absolute dimension

